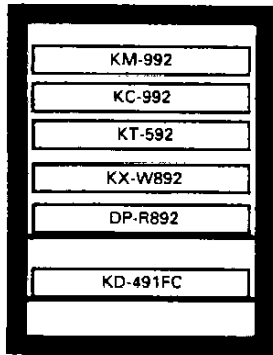


KENWOOD

SPECTRUM 817M SYSTEM CONNECTIONS

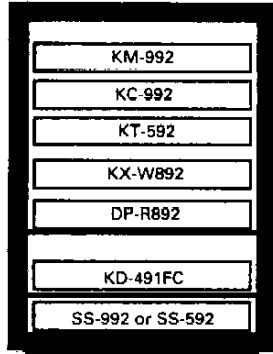
Order of rack mounting

SPECTRUM 817M



Audio rack SRC-702

SPECTRUM 817M + AV surround amplifier



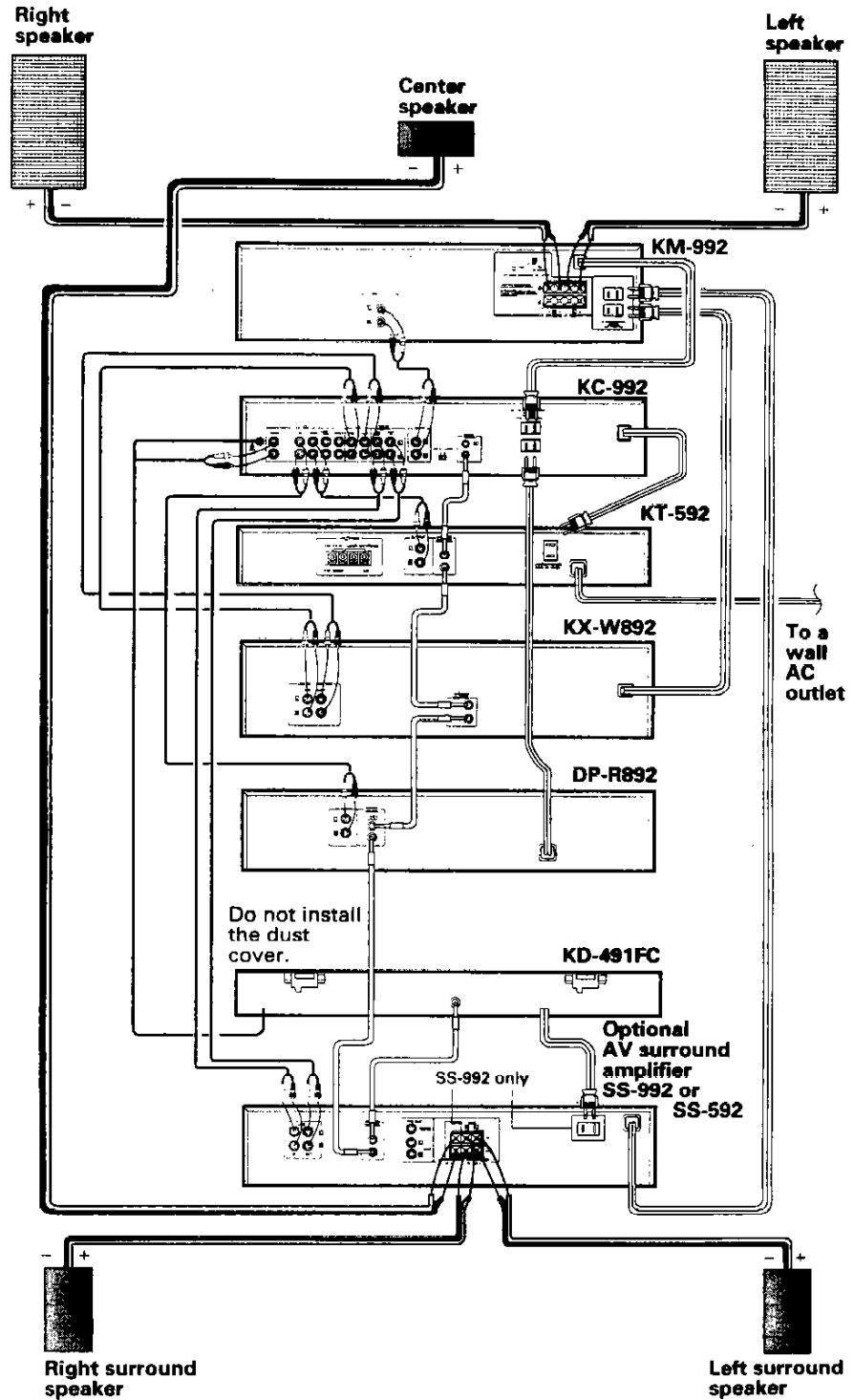
To insure the option performance from your new KENWOOD components, please follow these simple instructions.

1. Place the amplifiers on top of the other components. This will provide adequate ventilation and it will "anchor" the rest of the components.
2. The tuner should be the next components in the stack, followed by the cassette deck.
3. When the turntable KD-491FC is used together with the AV surround amplifier SS-592, the power cord of the turntable should be connected to a wall AC outlet.

- For the antenna connection to the tuner, refer to the instructions provided with the tuner.

Be sure to insert the system control cord plugs fully into the SYSTEM CONTROL terminals.

This figure shows the SPECTRUM 817M equipped with optional AV surround amplifier.



Right surround speaker

Left surround speaker